

COMBiLiFT


LIFTING INNOVATION

COMBi-WR

The first purpose built pedestrian reach stacker combining innovative features and effortless operation.



Winner

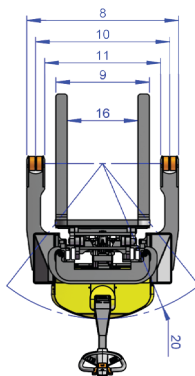
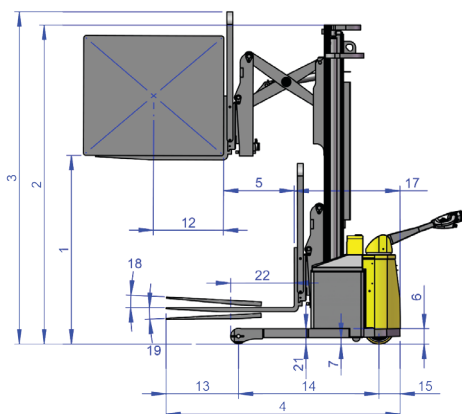


COMBi-WR

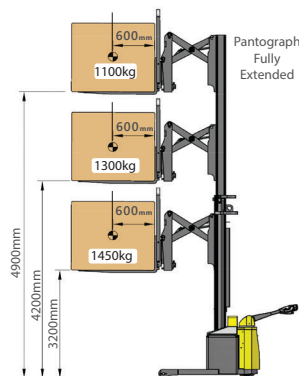
combilift.com

REF.	DESCRIPTION	Std.	Optional	
1a	Max. Lift Height	3000mm	4200mm	4900mm
1b	Free Lift Height	900mm	1500mm	1850mm
2	Height Mast Closed	2100mm	2700mm	3050mm
3	Max. (Mast Raised)	4200mm	5400mm	6100mm
4	Overall Length	1950mm		
5	Fork Travel	590mm		
6	Ground Clearance Under Mast	80mm		
7	Ground Clearance to Centre of Wheelbase	50mm		
8	Width	1320mm		
9	Outside Spread of Fork Arms	815mm		
10	Track Front	1165mm		
11	Frame Opening	1058mm		
12	Load Centre Distance	600mm		
13	Overhang Front	603mm		
14	Wheelbase	1172mm		
15	Overhang Back	175mm		
16	Fork Side Shift	80mm Left / 80mm Right		
17	Length from Face of Fork	880mm		
18	Fork Backward Tilt	3°		
19	Fork Forward Tilt	3°		
20	Minimum Outside Radius	1350mm		
21	Leg Height	127mm		
22	Leg Length	530mm		
A	Capacity	1450kg @ 3200mm Lift		
B	Unladen Weight	2500 kg	2600 kg	2700 kg
C	Maximum Ground Speed	6 km/h		
D	Gradeability	5%		
E	Battery Capacity	24 V / 270 Ah		
F	Fork Section	35mm x 100mm x 1070mm		
G	Front Tyre (Polyurethane)	OD 127mm / Width 75mm		
H	Rear Tyre (Vulkollan)	OD 250mm / Width 75mm		
I	Standard Colour	Yellow & Grey		
J	AC Electric Traction Motor	24V / 2.5 kW		
K	AC Electric Pump Motor	24V / 5 kW		

International Application No. PCT/EP2012/067238

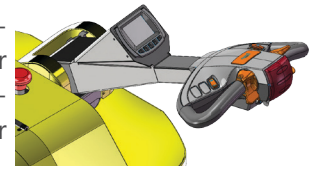


Load Capacity:

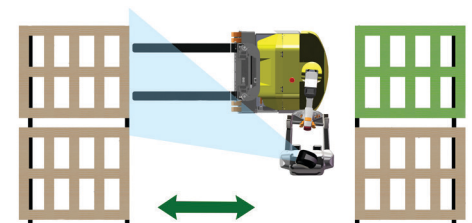
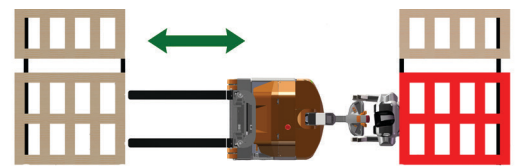


Superior safety with Combilift's patented Multi Position Tiller Arm

Equipped with our patented multi-position tiller arm the Combi-WR offers safer operation.



The tiller can be turned to the left or right, allowing the operator to remain at the side. This provides full visibility of the load and forks, while maintaining full steering control, enabling greater awareness of the surroundings which enhances overall safety.



Standing to the side of the stacker eliminates the risk of being trapped or crushed while allowing the Combi-WR to operate in very narrow aisles.

Features Include:

- Pantograph
- Power Steering
- AC Motor Technology
- 1000mm High Load Back Rest
- Rear Wheel Drive
- 80/80mm Side Shift
- Patented Multi Position Tiller Arm

Rev: LH17.07.0

Combilift has a policy of continuous product development and reserves the right to alter specifications without prior notice. Specifications and/or dimensions may vary from those illustrated in some countries.

Monaghan
Ireland

+353 47 80500

info@combilift.com

COMBI-WR

combilift.com